

1

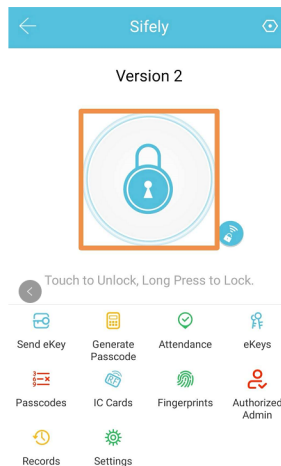
Hardware Requirements

- 1 - Sifely Smart Lock
- 2 - Gateway - sold separately
- 3 - Amazon Echo/Dot

**2**

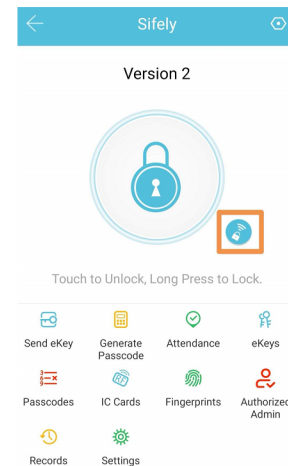
Check Bluetooth Locking/Unlocking

Check that the Sifely app is able to lock/unlock using Bluetooth.

**3**

Check Remote Locking/Unlocking

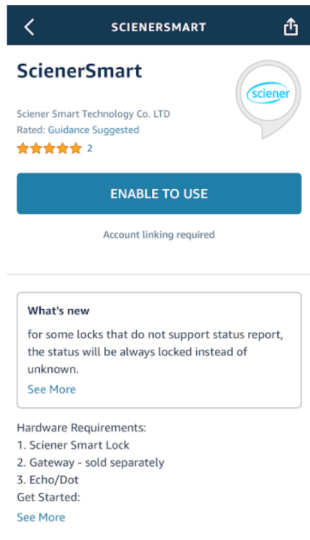
Check that the Sifely app is able to lock/unlock remotely with Gateway



4

Alexa Skills

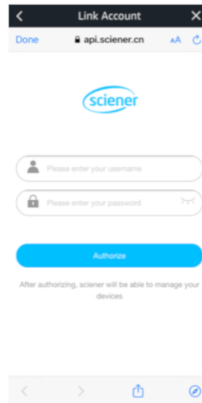
Enable the ScienersSmart skill in Alexa.



5

Log in Sifely Account

Link the Sifely Smart Lock account and provide permission to access your locks.



Note: If you use phone number as username to login to the Alexa Skill, please don't forget to put "+1" before your phone number. For example, if phone number is "2345678901", please input "+12345678901" as your username.

6

Done

Once Alexa discovers the Sifely Smart Lock, you can issue voice commands to Alexa as outlined below:

"Alexa, lock <your door lock name>"

"Alexa, unlock <your door lock name>"